





1

2

3

4

5

		4.40 /	
4		44,444,445	
62,403,630			12.61%
	30%		







5

36

8

9

12



.....

.....

.....

.....

.....

.....

.....

.....

.....

.....

.....

.....

.....

19,555.56

27,457.60



1949

2023 3 6

A

2023 3 6

A

1.00

A

44,444,445

68,369,539

2023 3 7

4.50 /

2

3

4

36

Q

19,555.56

27,457.60



"

"

RCEP

-D -E

2022

1 25

2023

2023

1.9%

8

E

-

1750m

3800m



		2012	2021		
49.40		114.97		9.84%	2018
		100			
		2022			105.69
	8.07%	2022	11		

" "

" "

2

75,637.01

72,624.72

3,012.29

135,601,778

27.41%

180,046,223

198,005,408

33.40%

35.54%



\$

2020	2021	2022	2023	1-9
74.89%	86.09%	68.20%	68.47%	

/

10,000.00 / 2020 ~2022
9,445.37 /
